

Standalone Chassis for FRM220 Series

All FRM220 series rack mount cards are hot-swappable and can be installed in a 20 slots (2U), or 8 slots (1U) rack-mountable chassis with any combination of redundant hot swappable AC, 24VDC or 48VDC power supplies, providing a scalable solution that is space-efficient and cost-effective. The rack mount cards can also be mounted in 4 slots, 2 slots, or 1 slot standalone housing with fixed AC/DC powered chassis.


The rack mount cards of FRM220 series provide telecommunication solutions for most applications. CTC union offers a universal and cost-efficient transmission series for a variety of fiber optic technologies (Multimode, Single mode, WDM, CWDM) starting from converters and switches, to modems and extending to intelligent voice/data multiplexer systems. The products are designed as rack mount cards in combination with various chassis types. The concept is to ensure an extremely variable mixture of products at low storage costs for spares.

Power Build-in Type


FRM220-CH01




FRM220-CH01M



FRM220-CH02M & CH02M-2



FRM220-CH02/NMC



Adapter Type

FRM220-CH01



FRM220-CH02



Feature

- Fanless (CH01, CH01M, CH02, CH02M-2)
- Cooling Fan (CH02M, CH02/NMC)
- Supports DB9 console port for local management (CH01M, CH02M, CH02M-2)
- Telnet, Web, Console, SNMP management via NMC Card (CH02/NMC)

Power Type:

- External Power: DC12
- Internal Power: AC, DC, AD, AA or DD redundant power (option)

Specifications

Power Input (Option)	External Adapter	Input Voltage 100~240VAC 50/60Hz	Dimensions (D x W x H)	External Adapter	139x 23.2x 88mm (CH01)
		Output Voltage 120VDC 1A			139x 44.5x 88mm (CH02)
	Internal Power	AC: 100~240VAC		Internal Power	180x 30x 135mm (CH01)
		DC: 18~75VDC			185x 30x 135mm (CH01M)
Weight				222.7x 45.5x 167.4mm (CH02M, CH02M-2, CH02/NMC)	
	0.5~0.8kg (CH01) , 0.9kg (CH01M) 0.8kg (CH02), 1.3kg (CH02M), 1.2kg (CH02M-2), 1kg (CH02/NMC)				

FRM220 Slide-In Card Chassis Order Information

Model Name	Description
CH01	1 Slot Chassis with 100 ~240VAC to 12VDC Adapter, Fanless
CH01-AC,DC,AD	1 Slot Chassis with AC: 100 ~240VAC DC: 18 ~72VDC or Dual Power (AC+DC), Fanless
CH01M-AC,DC,AD	1 Slot Chassis with Console port and AC: 100 ~240VAC, DC: 18 ~72VDC or Dual Power (AC+DC), Fanless
CH02	2 Slots Chassis with 100 ~240VAC to 12VDC Adapter, Fanless
CH02M-AC,DC,AD	2 Slots Chassis with Console port and AC: 30W 100 ~240VAC, DC:30W 18 ~72VDC or Dual Power (AC+DC), with Cooling Fan
CH02M-2-AC,DC,AD	2 Slots Chassis with Console port and AC:12W 100 ~240VAC, DC:12W 18 ~72VDC or Dual Power (AC+DC), Fanless
CH02/NMC (S)-AC,DC,AD	2 Slots Chassis with NMC card and AC:100 ~240VAC, DC:18 ~72VDC or Dual Power (AC+DC), with Cooling Fan

FRM220 – –

Example: FRM220 – CH01–AD